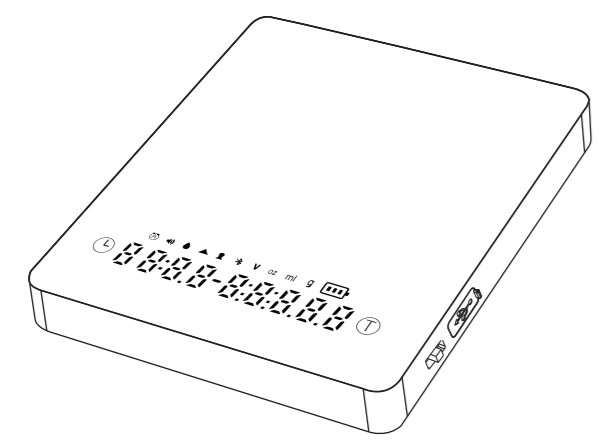


COFFEE SCALE INSTRUCTION MANUAL

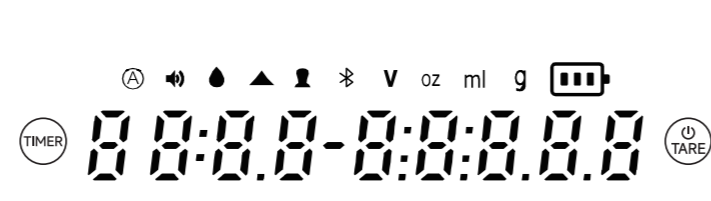


Specification

- High-precision strain gauge sensor
- LED display: 11x21mm
- Weighing range: 0.3-2099g
- Division: d=0.1g
- Unit: g/oz/ml
- Battery capacity: 1500mAh
- Timer function: Max 99 minutes
- Auto off 2 minutes if no any operation
- Auto power-off when the low voltage icon "LO" appears on the screen.
- Display "EEEE" when the weight of the object is over 2099g
- Auto on when weighing object over 20g.
- There 4 use modes ,Manual mode,Auto mode, ratio of powder and water mode (Brew Ratio Mode) and flow speed mode.

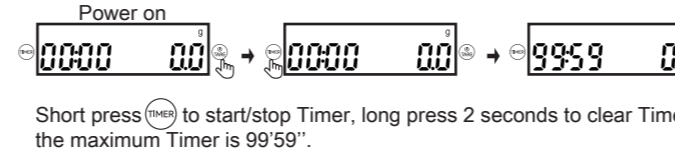
Functions

- | | |
|--|---|
| | <ol style="list-style-type: none"> 1. Short touch to turn on, Long touch in 2 Second to turn off 2. Short touch to tare, back to zero(when weighing) 3. Short touch twice to switch modes |
| | <ol style="list-style-type: none"> 1. Short touch to start/stop Timer(in Manual mode) 2. Short touch to start/stop Timer 3. Long touch 2 seconds to clear Timer(in Manual mode) 4. Short touch twice to convert units |
| | <ol style="list-style-type: none"> 1. Long touch both button "TARE" and "TIMER" to switch on or off the beeping sound. |

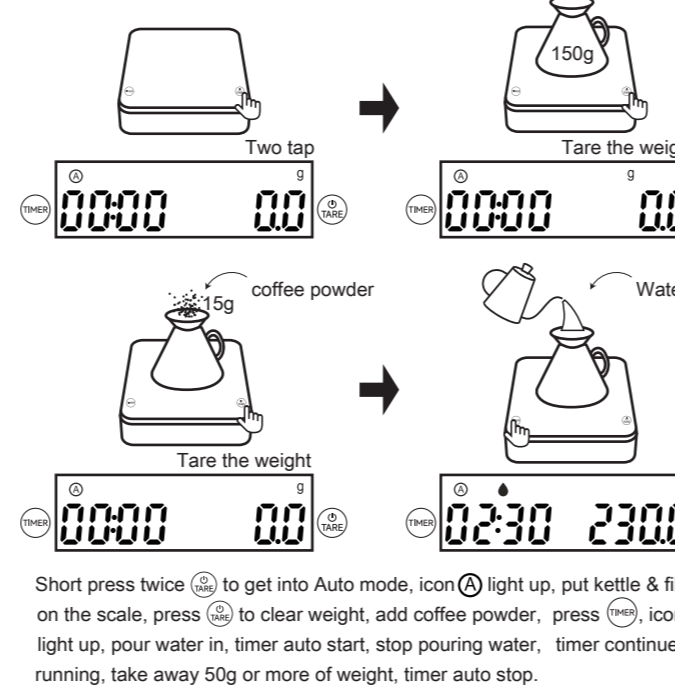


	timer display
	weight display
	power display when in charging, the battery symbol flashing, and finish charged battery symbol remains on
	in Auto mode
	in ratio of powder and water mode (Brew Ratio Mode)
	coffee powder stock
	pour water reminder
	flowrate mode the mode is ready when the V flashing

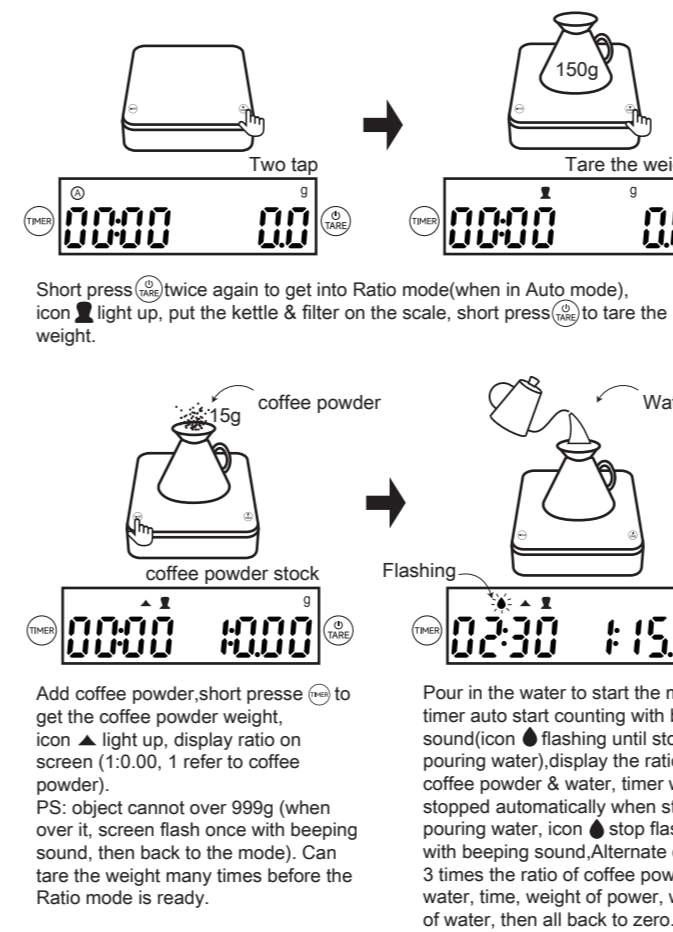
Manual mode (Time counting +weighing)



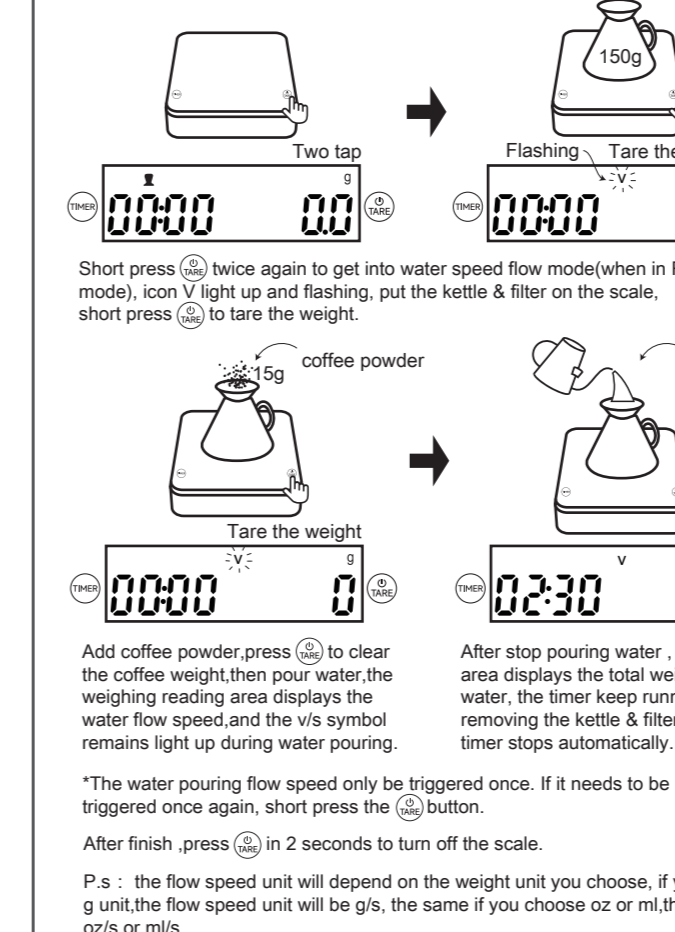
Auto timer mode (Time counting+weighing)



Ratio mode(Weighing powder + water)



Water flow speed mode (Flow speed +weighing)



Warning

- Do not put any hot object(over 55 degrees celsius) on the scale, unless use silicon mat.
- Please do not shake or incline the scale, or will make it auto off, and please put the scale on hard & flat surface for accurate weighing.
- When overload, please take off the object immediately, or will damage the sensor.
- Do not weighing with charging cable on.
- Do not leave the object on scale for long period.
- Please charge the scale once a month when it's in idle.
- Not allow children to use it(with age under 12).
- Do not put it into water.
- Store the product in a dry, non-corrosive environment.
- Please contact us when you meet any problem.

About AICoffee APP

Our coffee scale work with Aicoffee App,it is a smart coffee making helper, it can help you how to brew the perfect coffee step by step. The defined brewing methods include: French filter press, Bee House, V60, Aero press, Bonmac, Kalita, Moka pots, siphon pots, Chemex. All brewing methods include: quantity, weight of coffee powder, weight of water, temperature. The coffee powder/water ratio, grinding degree, and brewing time can all be customized, you can DIY a cup of coffee with your idea. The brewing process can be operated according to the prompts, and users will be prompted if it is not reached or exceeded. Detailed brewing tutorial to help users quickly get start making a cup of hand brewed coffee. There are range of 1-4 cups&customization in coffee brewing quantity selection, 1 cup is the default selection, after selected by user, the APP will automatically calculates the total amount.

Download AICoffee APP

Search "AICoffee" in App Store or Google Play, or you can scan the QR Code below:



Scan QRCode to download app
Let's start to download the app and discover a wonderful coffee journey. After installation finished, open bluetooth on your phone, switch on your coffee scale & open the app, the scale will connect the APP automatically. Choose the brewing method you want, then follow the app prompts and start to make your coffee.

封面

2

3

4

5

6

7

封底

正面

背面